

Blokus®

Ages 5 to Adult
2 to 4 Players



COMPONENTS

- a board of 400 squares
- 84 pieces in four different colors (21 pieces per color). Each of the 21 pieces for a color is of a different shape. There are: 1 piece of only one square, 1 piece of two squares, 2 pieces of three squares, 5 pieces of four squares, and 12 pieces of five squares (see figure 1).

	1
	1
	2
	5
	12

Figure 1



GOAL OF THE GAME

Each player has to fit as many of his/her 21 pieces on the board as possible.



HOW TO PLAY BLOKUS

- 1 Each player chooses a color and places that set of 21 pieces in front of his/her side of the board. The order of play is as follows: **blue, yellow, red, green.**
- 2 The first piece played by each player must cover a corner square (see figure 2).

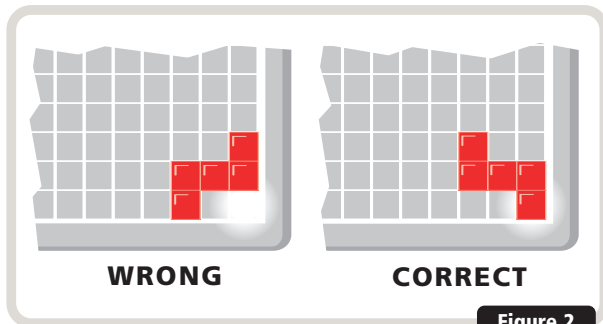


Figure 2



Each new piece must touch at least one other piece of the same color, but only at the corners. Pieces of the same color cannot be in contact along an edge (see figure 3).

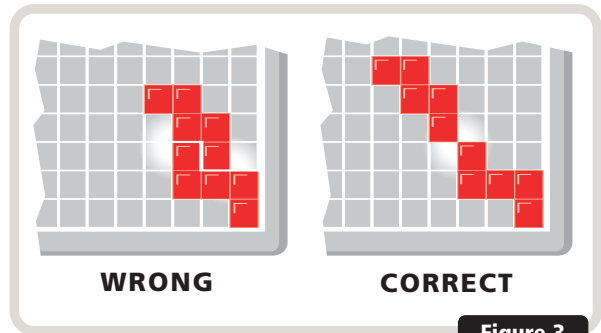


Figure 3

There are no restrictions on how many pieces of different colors may be in contact with each other (see figure 4).

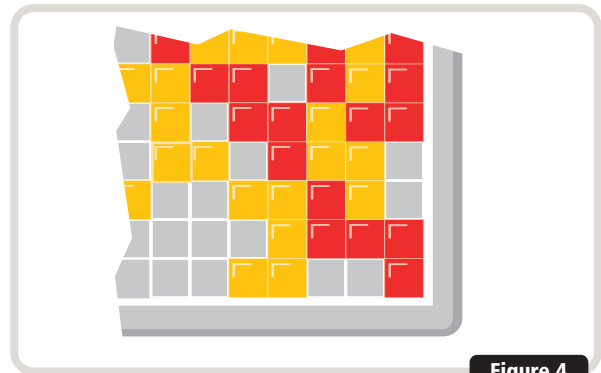


Figure 4

Once a piece has been placed on the board it cannot be moved during subsequent turns.



END OF THE GAME

The game ends when all players are blocked from laying down any more of their pieces. This also includes any players who may have placed all of their pieces on the board. Scores are tallied, and the player with the highest score is the winner. (continued)



END OF THE GAME (continued)

Scoring: Each player then counts the number of unit squares in his/her remaining pieces (1 unit square = -1 point). A player earns **+15 points** if all his/her pieces have been placed on the board plus **5 additional bonus points** if the last piece placed on the board was the smallest piece (one square).

Figure 5 shows an example of a completed game where the blue player has won.




Figure 5

- The **blue** player has placed all his/her pieces, and the smallest piece has been played last. **Score: +20 points**
- The **yellow** player could not place 2 four-square pieces. **Score: -8 points**
- The **red** player could not place 1 three-square piece, 4 four-square pieces, and 1 five-square piece. **Score: -24 points**
- The **green** player could not place 1 three-square piece, 3 four-square pieces, and 1 five-square piece. **Score: -20 points**



DURATION OF A GAME

Games typically last 20 to 30 minutes.



STRATEGY TIPS

- At the beginning of the game, move towards the center of the board in order to take up a maximum amount of space. If you remain confined to the corner you start in, you will not be able to put down many pieces.
- Try to place the largest pieces on the board at the beginning of the game. If you save them for the end of the game, there may not be space for them. Keep an eye on the corners of your pieces—make sure you have options for your next move.
- Take advantage of the characteristics of your pieces. Their shapes give them different offensive or defensive potential, so learn to use them accordingly.
- Throughout the game, keep one or more means of escape on each side of the area containing your color (or colors).
- Block your opponent by covering his or her most advanced corners to prevent him or her from moving forward. Note: Be patient—it is sometimes better to hang back slightly from the opponent's pieces and let your opponent expose him or herself so that you can then block him or her more effectively.

- Take note of the squares where no other player can play and keep these spaces (and their corresponding pieces) in reserve while you play in a more exposed area. You can always come back to the protected spaces later.
- When playing, keep in mind not only your remaining pieces, but also your opponent's remaining pieces. Your opponent may not be able to exploit an empty area if he or she doesn't have the correct pieces.

Remember: Players who put all their pieces on the board can gain up to 20 points. Prevent your opponent from putting all of his or her pieces on the board even if this prevents you from placing some of your own pieces on the board.



GAME VARIATIONS

Teams (two teams of two players – four players total)

- The playing order stays the same: blue, yellow, red, and then green.
- One team controls the blue and red pieces, and the other team controls the yellow and green pieces.
- At the end of the game, each team calculates its score by adding the scores of its members. The winners are the players of the team with the highest score.

One-player Brain Teaser

- **Eighty-four** – Play as four separate players in a standard four-player game with the aim of getting all 84 pieces on the board.

Two Players

- The playing order stays the same: blue, yellow, red, and then green.
- One player controls the blue and red pieces, and the other player controls the yellow and green pieces.
- At the end of the game each player calculates his/her score by adding the scores for his/her colors. The winner is the player with the highest score.

Three Players

- Each player chooses one color; the players alternate playing the extra color.
- The player order stays the same: blue, yellow, red, and then green.
- Final scores are calculated in the same way as standard 4-player games. The score of the shared color is ignored.

Blokus is based on the original concept by Bernard Tavitian.

© 2005 Educational Insights, Inc. All rights reserved.

Produced by Educational Insights, Inc., Rancho Dominguez, CA 90220 (USA) under license from Sekkoia sarl. Blokus® Sekkoia sarl, Paris, France.

Made in China. Conforms to: ASTM F 963. Please retain this information.

We welcome your comments or questions about our products or service.

Customer Service: (800) 995-4436 Monday–Friday.

BC001-RUL002

Visit www.blokus.com to play Blokus online.

We have taken the utmost care in the manufacture of your Blokus game. However, if you find a manufacturing defect or if a piece is missing, contact Customer Service.

WARNING:
CHOKING HAZARD—Small parts.
Not for children under three (3) years.

